

FHWA REGION	STATE	FED. AID PROJ. NO.	SHEET NO.
8	N.D.	F-1-094(03)	59

Install Pavement Marking, Drop on Beads, Type II

Sta. 51+00 to 56+00 Lt. & Rt. Edge Lines 1000 L.F.
 Sta. 51+00 to 56+00 Lt. & Rt. Lane Lines 240 L.F.
 Sta. 51+00 to 56+00 Lt. & Rt. No Passing Zone Lines 1240 L.F.
 Left Arrows 3 Ea.

Sta. 54+82 Lt.
 R2-1-36
 Light Std. Mtd.



**NO
PARKING**

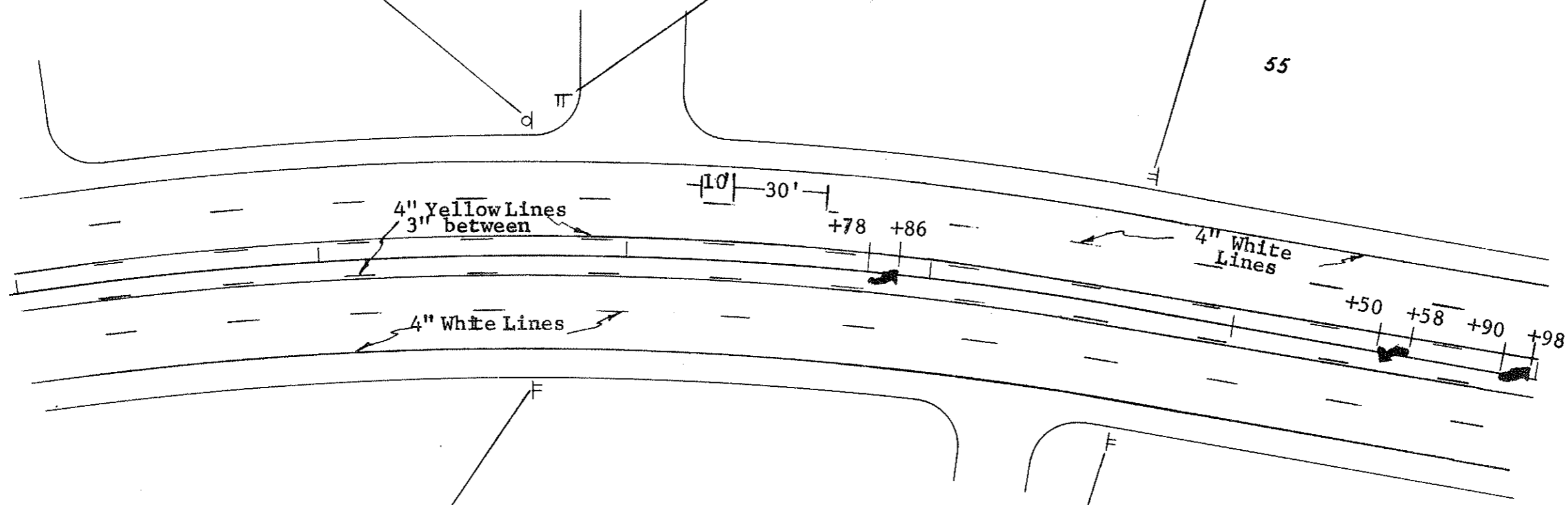
Sta. 52+70 Lt.
 R8-3-36
 Light Std. Mtd.

STOP

Sta. 52+80 Lt.
 R1-1-30
 Assembly 1
 Reg-Sign

**SPEED
LIMIT
25**

55



**NO
PARKING**

Sta. 52+70 Rt.
 R8-3-36
 Assembly 16
 Reg-Sign

**SPEED
LIMIT
40**

Sta. 54+82 Rt.
 R2-1-36
 Assembly 11
 Reg-Sign

FHWA REGION	STATE	FED. AID PROJ. NO.	SHEET NO.
8	N.D.	F-1-094(03)	60


Install Pavement Marking, Drop on Beads, Type II

Sta. 56+00 to 61+00 Lt. & Rt. Edge Lines 1000 L.F.
 Sta. 56+00 to 61+00 Lt. & Rt. Lane Lines 240 L.F.
 Sta. 56+00 to 61+00 Lt. & Rt. No Passing Zone Lines 1240 L.F.
 Left Arrows 2 Ea.

Sta. 59+06 Lt.
 W1-2(L)36
 Light Std. Mtd.



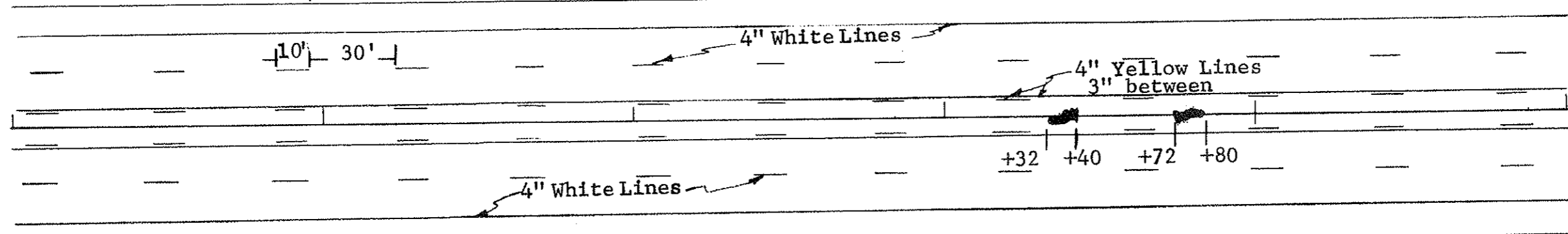
Sta. 56+94 Lt.
 R8-3-36
 Light Std. Mtd.



In Place
 Remove:



60



Sta. 57+00 Rt.
 R8-3-36
 Assembly 16
 Reg-Sign