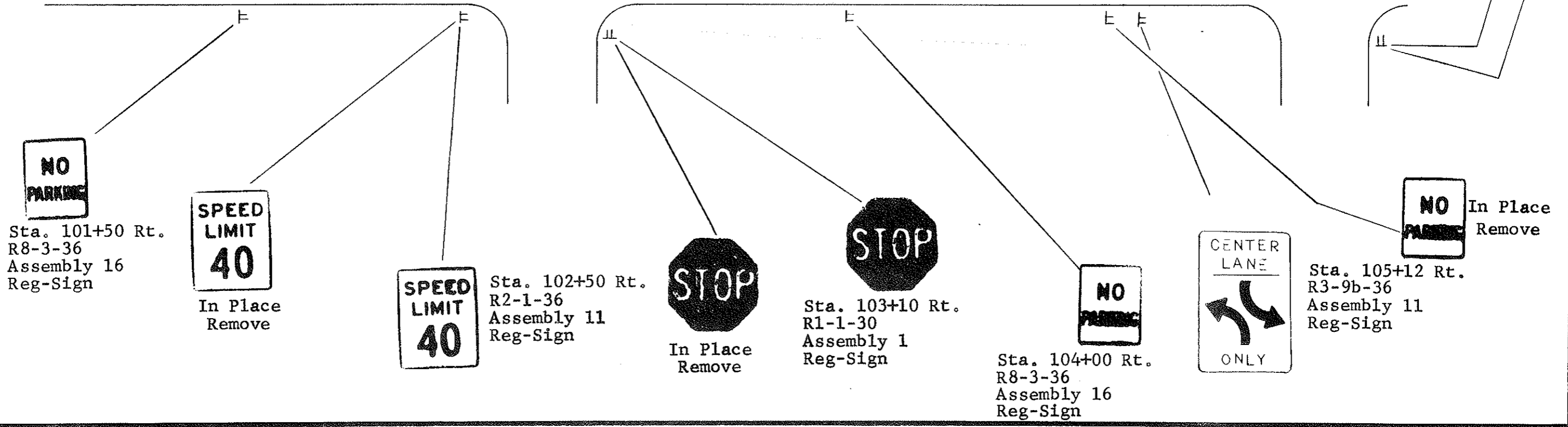
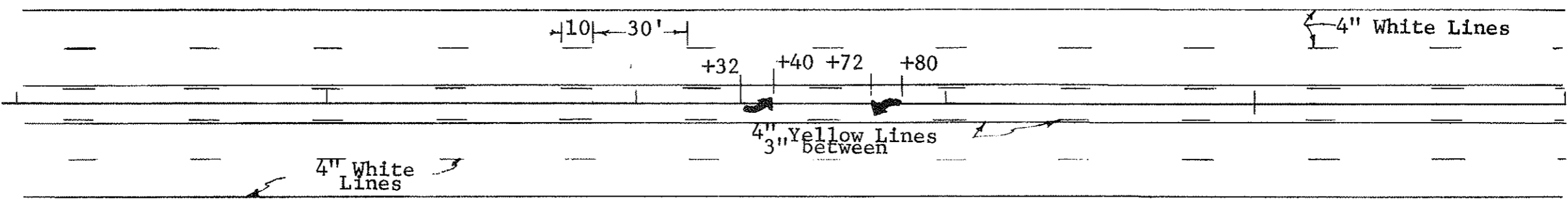
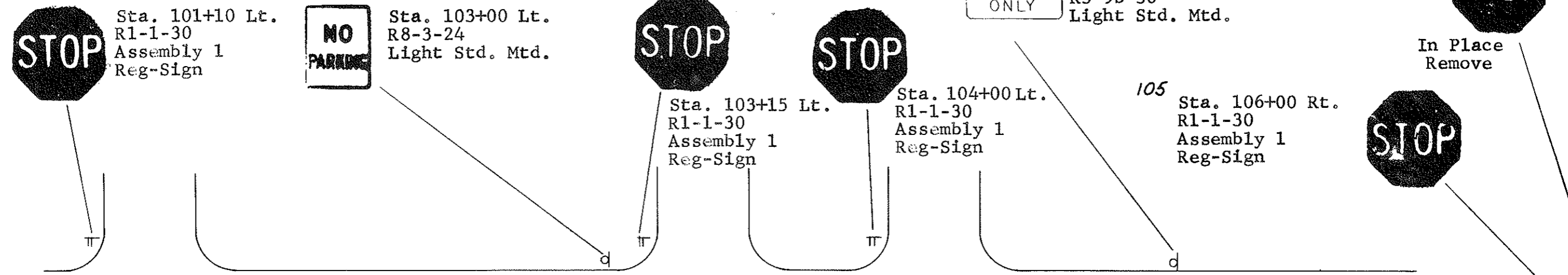


Install Pavement Marking, Drop on Beads, Type II

Sta. 101+00 to 106+00 Lt. & Rt. Edge Lines 1000 L.F.
 Sta. 101+00 to 106+00 Lt. & Rt. Lane Lines 250 L.F.
 Sta. 101+00 to 106+00 Lt. & Rt. No Passing Zone Lines 1250 L.F.
 Left Arrows 2 Ea.



FHWA REGION	STATE	FED. AID PROJ. NO.	SHEET NO.
8	N.D.	F-1-094(03)	70

Install Pavement Marking, Drop on Beads, Type II

Sta. 106+00 to 111+00 Lt. & Rt. Edge Lines 1000 L.F.
 Sta. 106+00 to 111+00 Lt. & Rt. Lane Lines 255 L.F.
 Sta. 106+00 to 111+00 Lt. & Rt. No Passing Zone Lines 1255 L.F.
 Left Arrows 2 Ea.

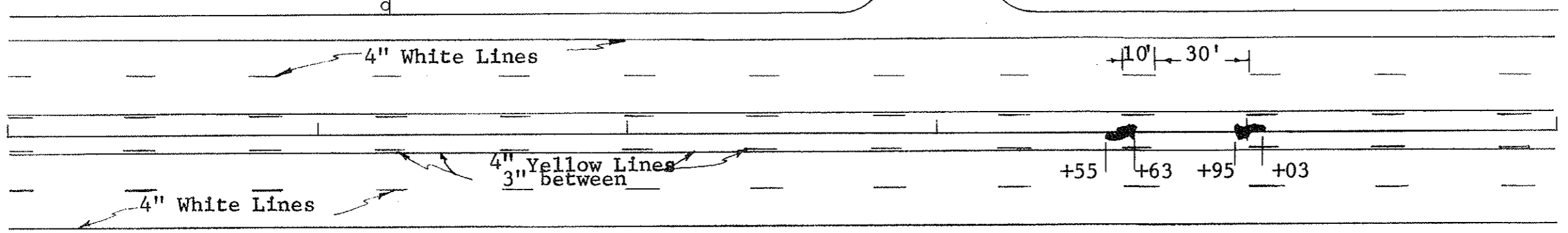


Sta. 107+24 Lt.
 R8-3-36
 Light Std. Mtd.



Sta. 108+80 Lt.
 R1-1-30
 Assembly 1
 Reg-Sign

110



Sta. 107+24 Rt.
 R8-3-36
 Assembly 16
 Reg-Sign



Sta. 109+20 Rt.
 R1-1-30
 Assembly 1
 Reg-Sign



In Place
 Remove