

W10-1-36 SHALL BE PLACED WITHIN 10'± OF LOCATION SHOWN

A THREE LANE ROADWAY SHOULD BE MARKED WITH A CENTERLINE FOR TWO-LANE APPROACH OPERATION ON THE APPROACH TO A CROSSING. ON MULTI-LANE ROADS THE TRANSVERSE BANDS SHOULD EXTEND ACROSS ALL APPROACH LANES, AND INDIVIDUAL R X R SYMBOLS SHOULD BE USED IN EACH APPROACH LANE.

690' MIN. - RURAL  
190' MIN. - URBAN  
40' MIN. - LOW VOLUME BUSINESS OR RESIDENTIAL AREAS


RAILROAD CROSS & 2 R'S 65.0 S.F.

NOTE: SEE PLANS FOR CORRECT MESSAGE. PAVEMENT MARKING, DROP ON BEADS. COST OF FURNISHING MATERIALS & INSTALLATION OF MESSAGES SHALL BE INCLUDED IN THE PRICE BID FOR PAVEMENT MARKING DROP ON BEADS. ALL PAVEMENT MARKINGS SHALL BE WHITE UNLESS OTHERWISE NOTED.

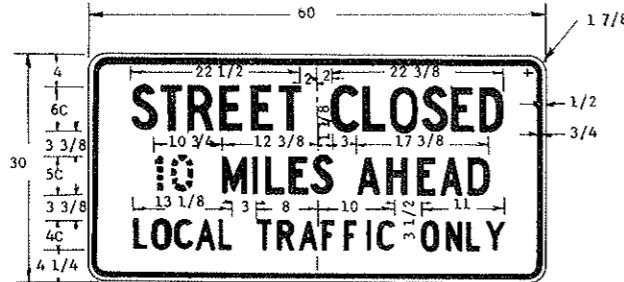
6-23-78	
REVISIONS	
DATE	CHANGE
12-11-78	NOTE CHANGE

NORTH DAKOTA  
STATE HIGHWAY DEPARTMENT  
Submitted: *[Signature]*  
Recommended: *[Signature]* Asst. Chief Engineer, Pre-Constr.  
Approved: *[Signature]* Chief Engineer

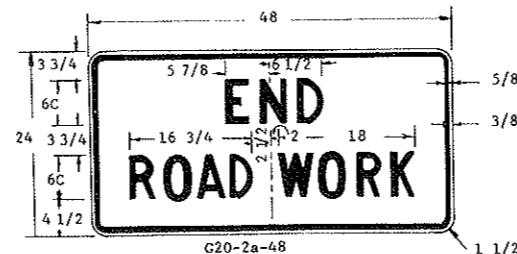
D754-1



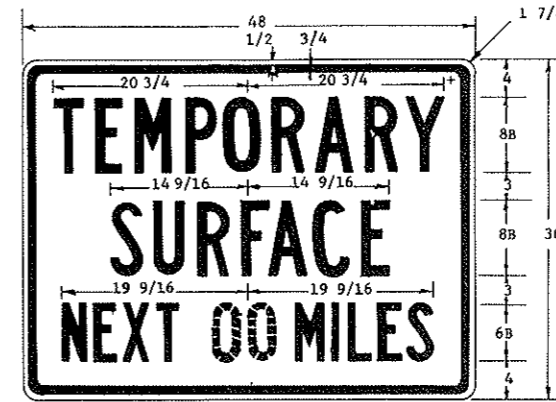
R1-1a-18  
RED & WHITE



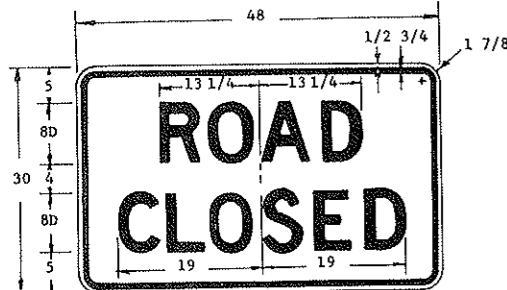
R11-6-60  
BLACK & WHITE




G20-2a-48  
BLACK & ORANGE



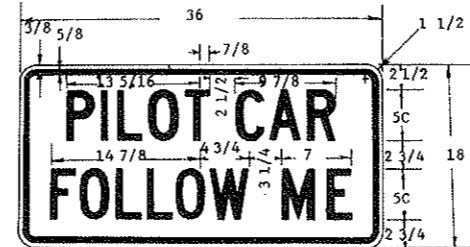
G20-8-48  
BLACK & WHITE



R11-2-48  
BLACK & WHITE

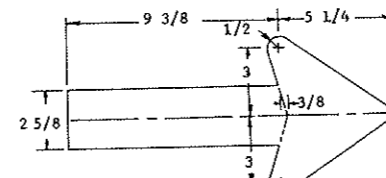


R11-7-60  
BLACK & WHITE



G20-4-36  
BLACK & ORANGE

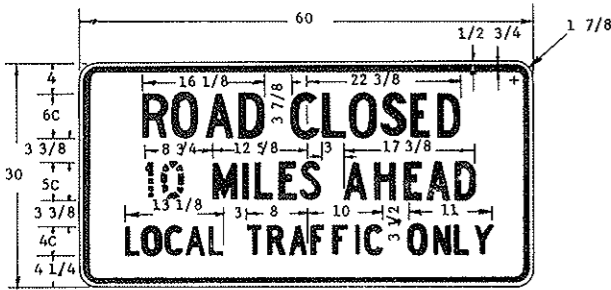
PILOT CAR SIGN SHALL BE MOUNTED ON REAR OF A VEHICLE USED FOR GUIDING CONTROLLED ONE-WAY TRAFFIC THROUGH A CONSTRUCTION AREA.



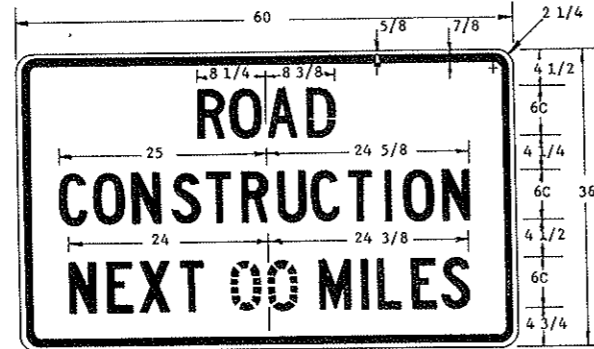
ARROW DETAIL FOR SIGN NO'S.  
G20-5-72 AND G20-6-72

MESSAGES AND BORDERS: THE MESSAGES AND BORDERS SHALL BE SCREENED OR REFLECTIVE SHEETING OR INSTALLED USING PIGMENTED PLASTIC FILM CONFORMING TO THE REQUIREMENT OF SEC. 894-3.5 OF THE STD. SPECIFICATIONS. THE PIGMENTED PLASTIC FILM SHALL BE INSTALLED IN ACCORDANCE WITH THE REFLECTIVE SHEETING MANUFACTURERS RECOMMENDATIONS. THE BORDERS SHALL HAVE THE RADII AND WIDTH SHOWN ON THE PLANS. THE LETTERS SHALL BE FABRICATED IN ACCORDANCE WITH THE STANDARD LETTER GUIDE OF THE HEIGHT AND SERIES SHOWN ON THE PLANS. THE DETAILS OF THESE LETTERS MAY BE OBTAINED FROM THE STATE HIGHWAY DEPARTMENT OR THE SHEETING MANUFACTURER.

NOTE: ALL SIGNS SHALL HAVE REFLECTORIZED MESSAGE BORDER AND BACKGROUND, UNLESS SHOWN OTHERWISE ON THE PLANS. IN NO CASE IS THE COLOR BLACK REFLECTORIZED.

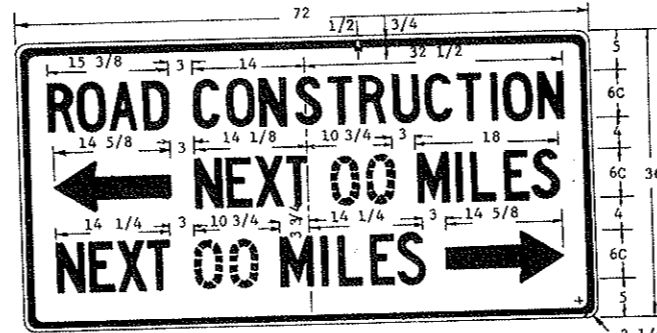


R11-3a-60  
BLACK & WHITE

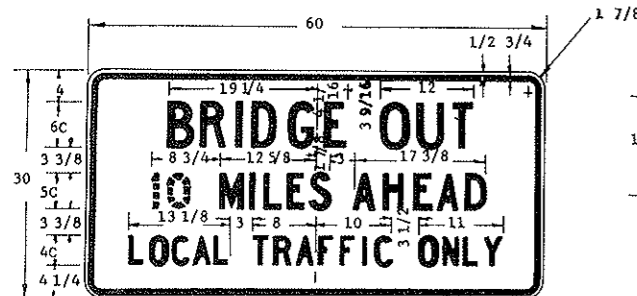


G20-1-60  
BLACK & ORANGE

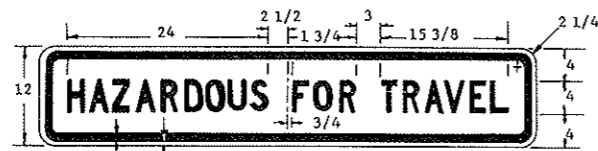
THIS SIGN SHALL INCLUDE THE PANEL NUMBERED G20-1a-60.



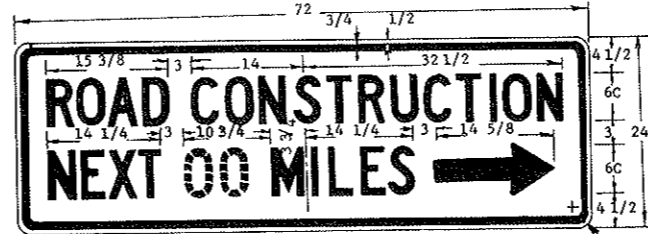
G20-5-72  
BLACK & ORANGE



R11-3b-60  
BLACK & WHITE

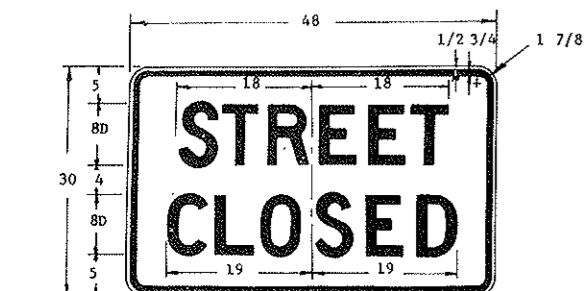


G20-1a-60  
BLACK & ORANGE

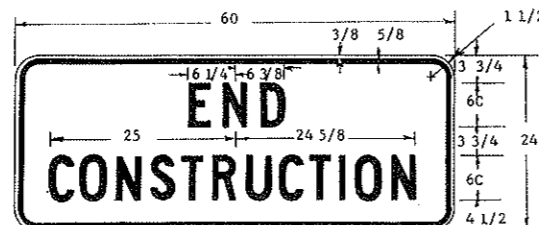


G20-6-72  
BLACK & ORANGE

ARROW MAY BE TO RIGHT OR LEFT OF LEGEND TO INDICATE CONSTRUCTION TO THE RIGHT OR LEFT.



R11-5-48, BLACK & WHITE



G20-2-60  
BLACK & ORANGE



G20-7-48  
BLACK & WHITE

2-17-78 REVISIONS	
DATE	CHANGE

NORTH DAKOTA  
STATE HIGHWAY DEPARTMENT  
Submitted: *[Signature]*  
Design Engineer  
Recommended: \_\_\_\_\_  
Asst Chief Engineer, Pre-Const.  
Approved: *[Signature]*  
Chief Engineer