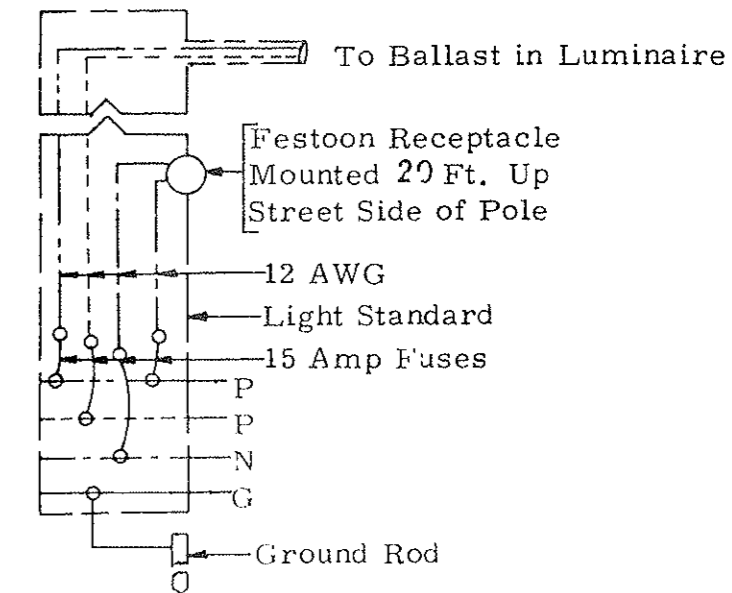


(X) Multiple Underground Conductor  
3 No. 2, 1 No. 6 Style USE

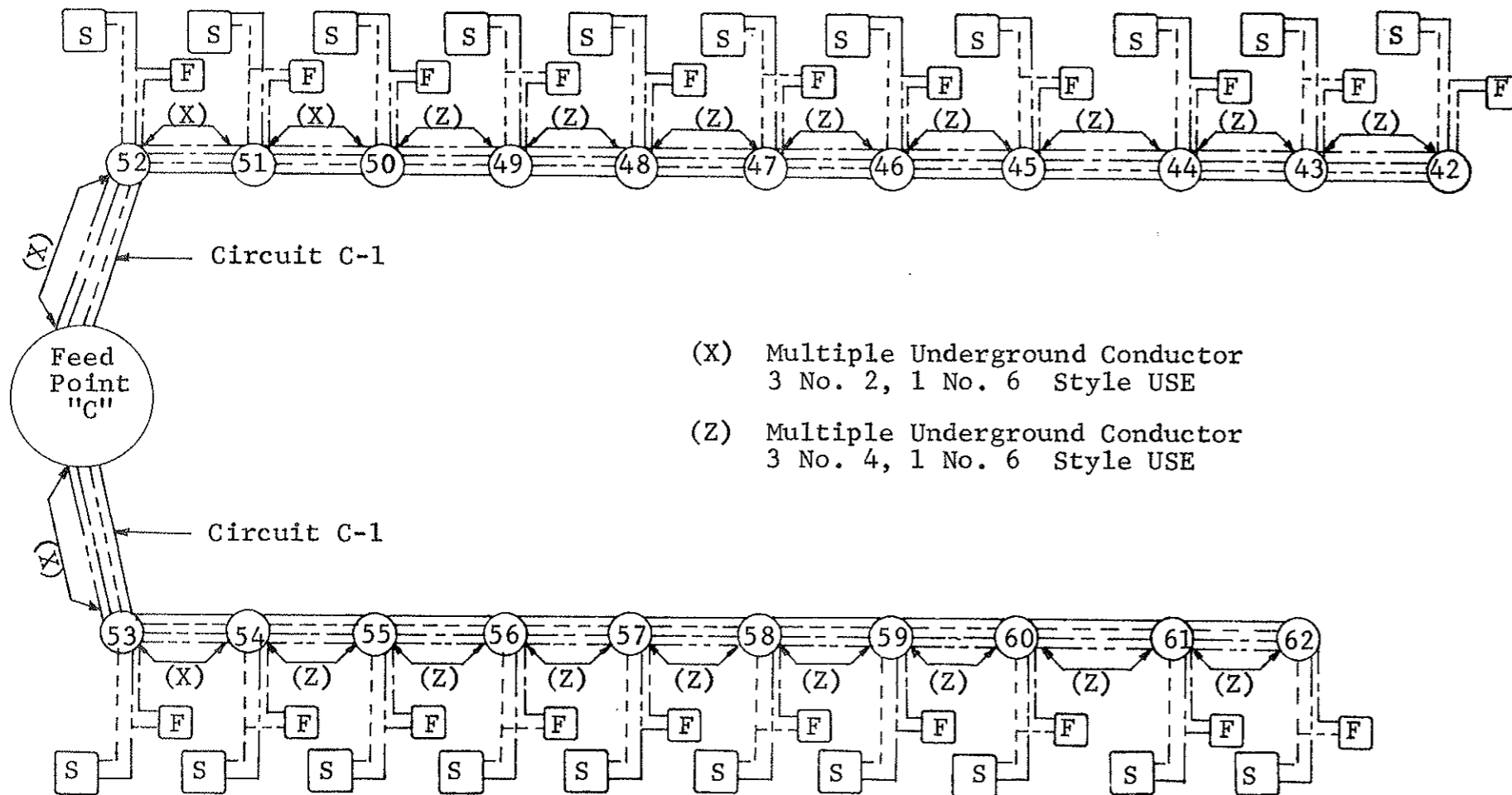
(Z) Multiple Underground Conductor  
3 No. 4, 1 No. 6 Style USE



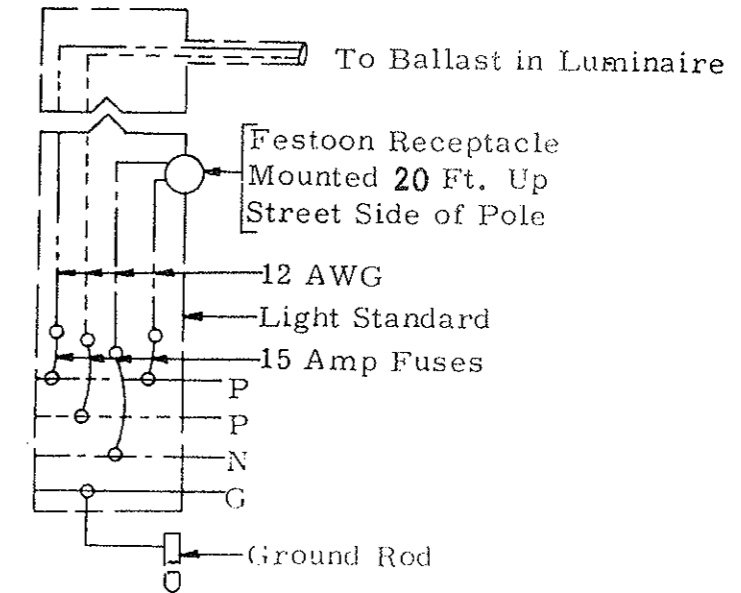
POLE WIRING DIAGRAM

- Phase Conductor
- Phase Conductor
- Neutral Conductor
- Ground Conductor
- [S] Sodium Vapor Luminaire
- [F] Festoon Outlet
- (30) Light Standard Number

LIGHTING SYSTEM SCHEMATICS  
Feed Point "B"  
Sta. 98+80-59' Rt.



- (X) Multiple Underground Conductor  
3 No. 2, 1 No. 6 Style USE
- (Z) Multiple Underground Conductor  
3 No. 4, 1 No. 6 Style USE



POLE WIRING DIAGRAM

- Phase Conductor
- Phase Conductor
- Neutral Conductor
- Ground Conductor
- [S] Sodium Vapor Luminaire
- [F] Festoon Outlet
- (50) Light Standard Number

**LIGHTING SYSTEM SCHEMATICS**  
 Feed Point "C"  
 Sta. 140+60-59' Rt.